




PROJECT		REF		REV	ITEM CODE	
LOCATION		DATE			PAGE	

SANITARY WARE SPECIFICATION SHEET

Item Descriptions	GROHE (Germany) "Allure" Single-lever chrome plated basin mixer 1/2" L-Size; nominated flow rate 5.2 L/min in WELS Grade 2; Registration No. TM 21-0050	Illustration/ Drawing
Dimensions	L140 x W101 x H233 mm	 <div></div>
Model	32146000	
Finish	Chrome Plated	
Country of origin	Germany	
Manufacturer	GROHE Limited	
Supplier	Acme Sanitary Ware Co. Ltd Mr. Eric Wong/ Mr. Don Yuen	
Contact Tel/Fax	(852) 2388-7171 / (852) 2710-8012	
E-mail	acme@acmesanitary.com.hk	
Website	www.acmesanitary.com.hk	
<div>"Allure" <u>Single-lever basin mixer 1/2 " L-Size</u></div> <div><ul style="list-style-type: none">single hole installationGROHE SilkMove 28 mm ceramic cartridgeGROHE StarLight chrome finishGROHE EcoJoy 6.0 l/min. flow limiterrapid installation systemmousseurU-spoutpop-up waste set 1 1/4"flexible connection hoses</div> <div></div>		
		
		



Note:  <https://www.youtube.com/watch?v=rbHzNodFgfg>

* All information of the above is for the reference only. No prior notice is made if any changes.



PROJECT		REF		REV	ITEM CODE	
LOCATION		DATE			PAGE	

SANITARY WARE SPECIFICATION SHEET

GROHE ALLURE



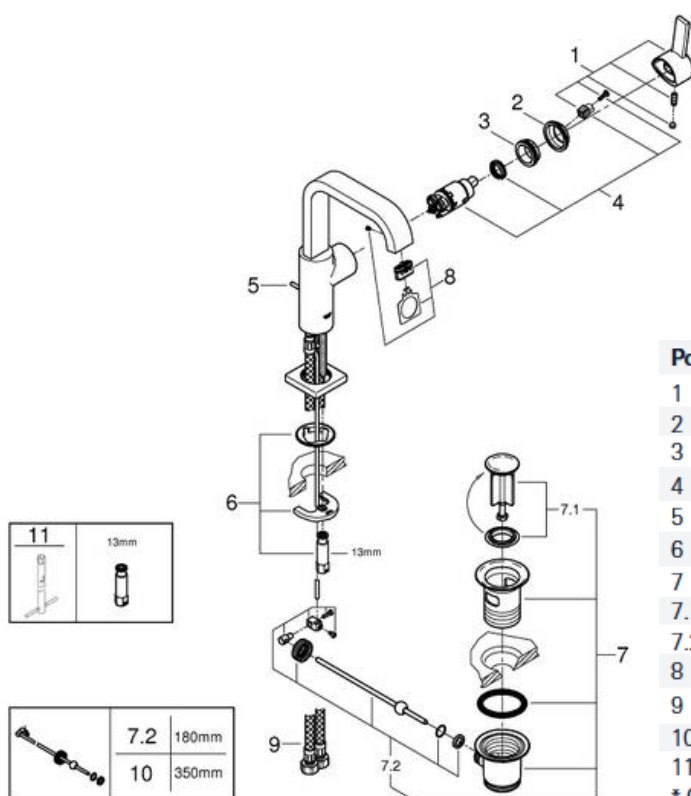
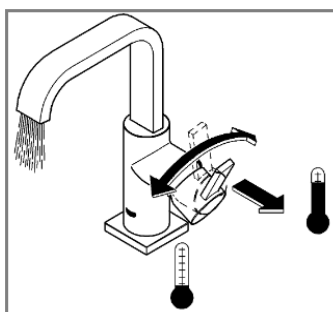
GROHE EcoJoy with water-saving function for reduced consumption

GROHE EcoJoy reduces water consumption by up to 50% without compromising on performance. Whenever you turn on your tap, you will enjoy a full jet of water while saving money nonetheless.

BEAUTY MEETS FUNCTION

Perfectly balanced proportions on the outside and technically advanced on the inside – Allure unites inherent beauty with unmatched performance. Cylindrical bodies rise from square and rectangular base plates adding to its minimalist appeal, while the collection offers a choice of two handle styles – a flat lever or a tri-spoke design – to meet your exacting requirements.

Faucets and fittings in this collection illustrate our commitment to unrivalled quality in the bathroom.



Pos.-nr.	Prod. Description	Order-nr.
1	Lever	46610000
2	Shield	46581000
3	Fitting ring	07419000
4	Cartridge	46580000
5	Pop-up rod	46739000
6	Shank fastening assembly	46671000
7	Pop-up waste set 1 1/4"	28910000
7.1	Plug for pop-up waste set	07182000
7.2	Eccentric rod	07052000
8	Mousseur	13220000
9	Connection hose	46255000
10	Ball rod	07341000*
11	Mounting wrench	19017000*

* Optional accessories

GROHE surface
hardness



Chrome PVD

GROHE scratch
resistance



Chrome PVD

Note:

* All information of the above is for the reference only. No prior notice is made if any changes.

註冊號碼 (Registration No.):

TM 21-0050



自願參與用水效益標籤計劃 - 水龍頭
Voluntary Water Efficiency Labelling Scheme - Water Taps



茲證明

This is to certify that

將下列水龍頭在本計劃內註冊：
has registered the following water tap under this scheme :

牌 子 / Brand	:	Grohe
型 號 / Model	:	32146XXX + 07735040
種 類 / Type	:	Mixing
原產地 / Country or Region Origin	:	Germany (Mixer & Flow Controller)

XXX – denotes the code of colour

在用水效益標籤上展示的標誌

Symbolic Presentation on the Water Efficiency Label



滴水點

Water droplet(s)

用水效益級別

Water Efficiency Grade

: 2

耗水量

Water Consumption

: 5.2

公升/分鐘

litres/minute

簽發日期：
Date of Issue:

24 February 2021



水務署

Water Supplies Department



水務署署長(張業駒代行)
for Director of Water Supplies



水務署
Water Supplies Department

總部 Headquarters

告士打道七號入境事務大樓 48 樓

on Tower, 7 Gloucester Road, Wan Chai, Hong Kong



本署檔
Our ref.
來函檔號
Your ref.

21/2020 T/J(1196/2020)

電話 :
Tel.
傳真 : 2824 0578
Fax.


4 November 2020



**Approval of "GROHE" Basin Mixer
(General Acceptance No. C20200989)**

Your letters ref. WRC/2341 and C-WSD/0651 dated 4 September 2020 and 14 October 2020 respectively refer.

Having considered the test report ref. J24996Arl issued on 30 September 2020 by Nutek Systems (HK) Ltd., this Authority accepts that the fitting described below complies with, and its use when correctly installed does not contravene, the Waterworks Ordinance and Regulations.

Name of Manufacturer: Grohe AG
Country of Origin: Germany
Brand: Grohe
Details of Fitting: 3/8" Single lever basin mixer
Model: 32146XXX
(where the digits "XXX" denote the code of colour)
Body Markings: **GROHE**

Expiry Date: 12 January 2025



This Authority hereby permits the use of the above fitting in fresh water plumbing systems subject to full adherence to Waterworks installation requirements. In particular, you are required to draw your customers' attention to the following requirement-

"The cold water supply to the fitting shall be drawn from the same source that supplies the hot water apparatus so as to provide a balanced pressure and to obviate the risk of scalding in the event of a restriction or failure in the water supply."

A condition of this acceptance is that the fitting to be installed shall be replicas of the sample as certified by the testing agent mentioned above and without modifications. This acceptance may be withdrawn at any time if the standard of the fitting installed fails to meet that of the approved sample or if the fitting is found to be unsuitable for use in fresh water plumbing systems.

This acceptance is only applicable to the main body of the fitting, unless otherwise specified.

For the use of the fitting in any project, the General Acceptance Number of this letter must be quoted as a means of identification of acceptance of the fitting by this Authority.

Should you have any enquiries, please contact our Engineer Mr. Terry KUNG at tel. no. 3583 4086.

Yours faithfully,



(CHAN Chung-kun)

for Director of Water Supplies

Encl.

c.c. WSD 3321/1/82] - without catalogue
 ME/MC] - with soft copy only